

# APW Series

APW-895 / Lockstitch, Automatic Welting Machine (for straight pockets with flaps)  
APW-896 / Lockstitch, Automatic Welting Machine (for slanted pockets with flaps)

A large, industrial-grade sewing machine with a white frame and blue accents. It features a complex mechanism with multiple spools of thread and a large, adjustable table. The machine is shown in a close-up, slightly angled view, highlighting its intricate components and the precision of its design. The background is a soft, out-of-focus blue and white, suggesting a clean, professional environment.

# APW-895/896

The machine is flexibly adaptable to the sewing of various pockets.

# APW-895/896

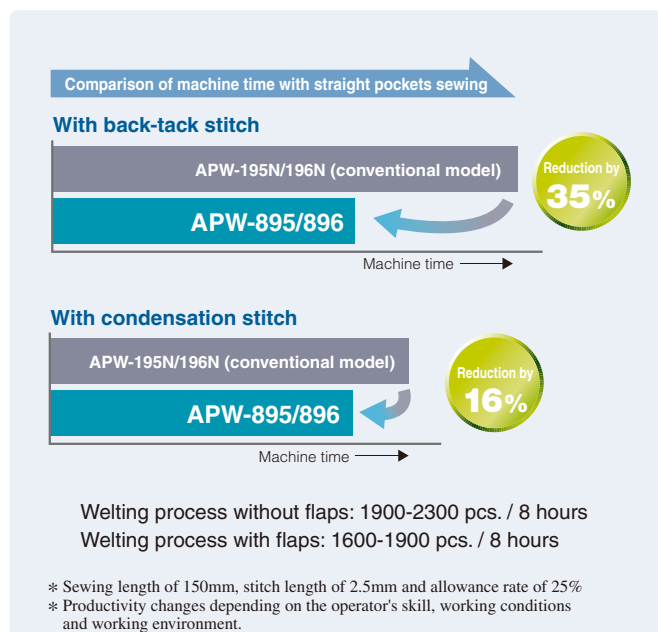
Machine time is reduced to provide increased productivity



\*The picture shows the APW-895 with options installed.

## Increased productivity

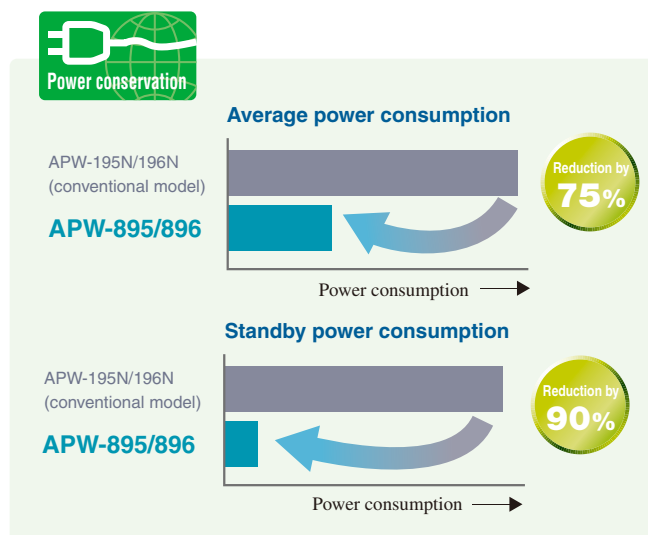
In addition to the high-speed machine head with a maximum speed of 3,000 sti/min, faster movement (jump and forwarding) of the clamp foot achieves a shorter machine time.



\*\*sti/min" stands for "Stitches per Minute."

## Power consumption is substantially reduced

The reduced energy consumption of the APW-895/896 ensures superior power-conservation and cost effectiveness. The adoption of a direct-drive system (compact AC servomotor) with superb energy-transfer properties cuts the average power consumption by 75% compared with the forerunner of the APW-895. The power consumption during standby is reduced by as much as 90%.



## APW-895/896

**SPEED  
UP!!**

The machine supports the sewing of straight pockets (with flaps) on suits, jackets and pants.

Double-/single-welt sewing can be changed over by the simple touch of a key on the operation panel.

Increased adjustable range of sewing lengths (min. 18mm to max. 220mm)



\* The picture shows the APW-895.



Sewing pockets with flaps



\* The picture shows the APW-895.



Sewing straight pockets (double welt)



Sewing straight pockets (single welt)

## APW-896

**ONLY  
JUKI**

In addition to the APW-895's functions, the APW-896 supports the sewing of slanted pockets (for sewing slanted flaps).

The world's first computer-controlled sidewise cutting position of the corner knives enables easy adjustments of the knives simply by operating the panel.



The sewing of slanted pockets (sewing slanted flaps)

### JUKI ECO PRODUCTS



**The APW-896 Series are an eco-friendly product which complies with JUKI ECO PRODUCTS standards for protecting the environment.**

- This model has cleared "JUKI Group's Green Procurement Guideline"\*, a set of standards stricter than the relevant international restrictions on the use of hazardous chemical substances (e.g., the RoHS Directive)\*.
- The introduction of a servomotor has reduced the electrical power consumption by 75%, as compared with the conventional model.
- Through design adjustments in the mechanical balance, the vibration of the new model is reduced by 9 dB, as compared with the conventional model.
- The cabinet-retraction design of the stacker helps reduce the package size. As a result, the load capacity of a container for transportation has been increased by about 80%, as compared with the conventional model.
- The number of man-hours required to manufacture the sewing machine has been reduced by 14%, contributing to reduced energy consumption during the production process.

For details of JUKI ECO PRODUCTS, refer to: [http://www.juki.co.jp/eco\\_e/index.html](http://www.juki.co.jp/eco_e/index.html)

\*The RoHS Directive is an EU Directive limiting the use of 6 hazardous substances (lead, hexavalent chromium, mercury, cadmium, PBB and PBDE) in electrical and electronic equipment.  
The Juki Green Procurement Guideline is the voluntarily established criteria to eliminate not only the aforementioned six substances, but also other ones which also adversely affect the environment.

★ The aforementioned description applies to the APW-896 Series. The APW-895 Series is also a JUKI ECO PRODUCTS certified product.



# Functions common to both the APW-895 and APW-896

## Time required for setup changing is substantially shortened

- The machine is equipped with a simple gauge changing mechanism which enables the changing and adjustment of the position of the hook driving shaft saddle from the top of the bed without tilting the machine head. The time required to change a needle gauge is less than a half of that required by conventional machines.
- The position of the folding plate and needle does not change even when double-/single-welt sewing is changed over. This means that the folding plate does not need any adjustment.
- The machine is provided as standard with a micro-adjusting function for adjusting the clamp foot position. This enables both accurate and quick adjustments of the welting width.




Image of adjusting the hook driving shaft saddle  
\* The picture shows the APW-895.

## Increased sharpness of the center knife

An independently driven (speed can be changed) stepping motor is adopted for the center knife.


The center knife therefore remains unaffected by the sewing speed and cuts more sharply and cleanly. In addition, the knife shape is improved to prevent bending and demonstrates increased sharpness when an elastic material is being sewn.



\* The picture shows the APW-895.

## The corner knives are easily adjustable

The corner knives, which can be drawn out in the entire knife unit is adopted. The knives are easily adjusted and can also be changed with ease. The slim corner knife cover helps reduce material thrusting, thereby achieving material cutting with accuracy.



\* The picture shows the APW-895.

## Highly-visible and easy-to-use large color LCD touch-panel (IP-420)

The graphic display and touch panel on the large color LCD help dramatically increase ease of use. Basic operations are carried out with the graphic screen and pictogram buttons. Guidance messages are given in your selected language.

### External mediuma

Now the USB-ready main body of the sewing machine uses many different kinds of media.

In addition to the CompactFlash card, the main body of the sewing machine is provided as standard with a USB connector. Now, data can be input/output to/from various kinds of media (FD (floppy disks), SM (SmartMedia), CF (CompactFlash), SD (Secure Digital Card) etc.) by means of a USB thumb device and a card reader.



## Newly developed stacker which is able to handle small articles

Two kinds of stackers are available; i.e., clamp bar stacker (SP-46) and roller stacker (SP-47). With the stacker, the machine is able to handle materials with a shortest distance of 250 mm from its edge to the pocket. A stacking sensor is also provided as standard to prevent stacking errors.



SP-47: Roller stacker



SP-46: Clamp bar stacker

## OPTION

### ● Shim device: SA-118S

The device feeds a highly-frictional garment body (material fabric) sandwiched vertically between the clamp foot and shim.



\* The picture shows the APW-895.

### ● Suction device: SA-119

(for sewing tables with separated right and left parts)

### ● Suction motor: SA-127 (Part No.: 40045779)

The device improves the ease of the material placement by sucking the garment body. The device should be used in combination with a suction motor (SA-127).

\* The SA-127 is not required if a commercially available suction motor or suction device is provided at your factory.



\* The picture shows the APW-895.

### ● Other options

Model	Description	Feature
SP-48	Grasp stacker	The general-purpose stacker has a wide range of applications, including men's wear, ladies' wear, sportswear, jumpers, etc.
SA-117	Dart stretcher	It is capable of smoothing wrinkles in a garment body with the edges of the material fabric clamped.
SA-119E	Suction device	This suction device is intended for sewing tables with monolithic right and left parts
SA-121	Flap pattern matching marker	When using a patterned flap, the pattern matching position can be checked with a marking lamp
SA-126	Bundle clamp* (Part No. : 40045778)	It clamps parts for items such as trousers while stacked to carry out operations. This device is to be used in combination with the roller stacker (SP-47).
SA-131	Additional marker	It is a marking lamp that adds reference lines.
SA-134	Right angle detecting sensor	It is a sensor to detect the right-flap angle. (The automatic left-flap angle detecting function is provided as standard.)
SA-136	Interfacing presser	It is a pneumatic type interfacing presser. Place an order when using the standard table.

\* Place your order for the bundle clamp SA-126 and suction motor SA-127 as parts.


### ● Automatic interlining feeder: SA-120

The device automatically feeds rolled interlining onto the table and cuts it. It helps reduce the time required to place the interlining, thereby increasing productivity and workability.



## The world's first "corner-knife cutting adjustment" through the operation panel is achieved

There are many different kinds of welting patches in terms of specifications and materials. The corner knife cutting at the corner part of a welt needs fine adjustments. This can now be easily adjusted in 0.1 mm steps only through the operation panel since the corner knife comes with "computer control of the cutting position" and an "independent right- and left-blade lifting/lowering" mechanism. Fine adjustments of the amount of knife cutting to the stitch can be done both in the crosswise and lengthwise directions, not through the use of a tool, but simply by operating the operation panel. This substantially reduces the adjustment time and finishes high-quality welt.



## Equal stitch-length right/left backtacking function is installed

The machine comes with an added function for equalizing the right and left backtack stitch length for the sewing of slanted pockets. This function helps improve the backtack seam quality.



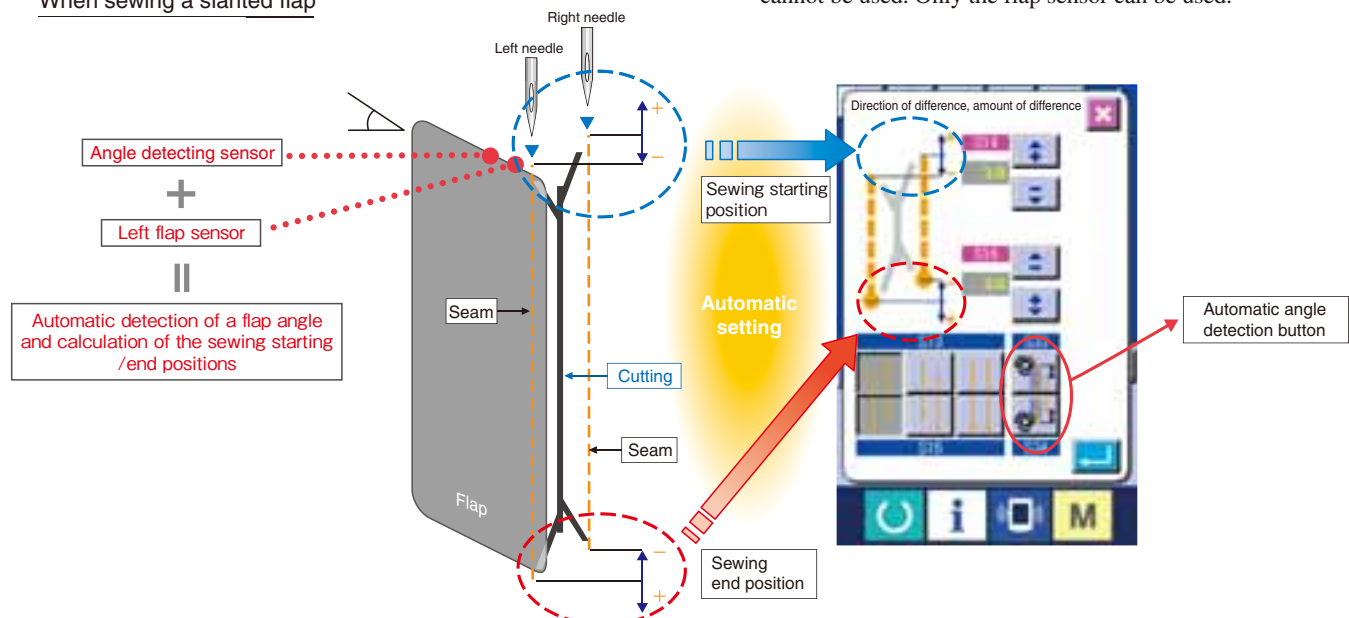
## The machine is provided as standard with the "automatic left-flap angle detecting function"

By pressing the automatic angle detection button on the operation panel when sewing a left flap, the two sensors detect the flap angle to adjust the sewing starting (sewing end) position of the right and left needles when sewing a left flap.

- \* This function is provided as standard only on left-flap sewing.
- \* When automatic detection finds a difference of less than 0.5 mm, parallel stitching is performed.
- \* For the sewing of single welt, the flap-angle detecting sensors cannot be used. Only the flap sensor can be used.

## Automatic left-flap angle detecting function

When sewing a slanted flap





## WHEN YOU PLACE ORDERS

Please note when placing orders, that the model name should be written as follows.

### [Machine head]

#### APW-895

\* Select "L"(Wide&Long) in case that the needle gauge size is more than 22mm and/or the sewing length (welt length) is more than 220mm.

Model type	Code
For straight pockets with flaps	895

Specifications	Code
Standard	S
Wide & Long	L

Stacker	Code
Not provided	Z
SP-46 (clamp bar stacker)	Q
SP-47 (roller stacker)	R
SP-46+SP-47	S

Power supply	Code
Single-phase 200~240V	K
3-phase 200~240V	D
3-phase 380V (provided with SA-128)	W

APW895

Needle gauge-Welting patch ruler size						Code
Specification	Needle gauge	Double-welt ruler (installed on the main body)		Single-welt ruler (accessory supplied with the machine)		
		L-size	R-size	L-size	R-size	
Standard	8mm	3.3mm	3.3mm	7.3mm	7.3mm	08
	10mm	4.3mm	4.3mm	9.3mm	9.3mm	10
	12mm	5.3mm	5.3mm	11.3mm	11.3mm	12
	14mm	6.3mm	6.3mm	13.3mm	13.3mm	14
	16mm	7.3mm	7.3mm	15.3mm	15.3mm	16
	18mm	8.3mm	8.3mm	17.3mm	17.3mm	18
	20mm	9.3mm	9.3mm	19.3mm	19.3mm	20
Wide & Long	22mm	10.3mm	10.3mm	21.3mm	21.3mm	22
	24mm	11.3mm	11.3mm	23.3mm	23.3mm	24
	26mm	12.3mm	12.3mm	25.3mm	25.3mm	26
	28mm	13.3mm	13.3mm	27.3mm	27.3mm	28
	30mm	14.3mm	14.3mm	29.3mm	29.3mm	30
	32mm	15.3mm	15.3mm	31.3mm	31.3mm	32

Options (When you have chosen specification type "S"(standard) )									Code	Options (When you have chosen specification type "L"(Wide & Long) )		Code
SA-117* Dart stretcher	SA-118S Shim device	SA-119 Suction device	SA-119E Suction device	SA-120 Automatic interlining feeder	SA-121 Pattern-matching marking device	SA-131 Additional marker	SA-136 Interfacing presser			SA-118L Shim device	SA-131 Additional marker	
—	—	—	—	—	—	—	—		ZZ	—	—	ZZ
●									L0		●	M7
●									L1	●		N0
●									L2	●	●	N1
●									L3			
●	●								L4			
●	●								L5			
●		●							L6			
●		●							L7			
●		●							L8			
●		●							L9			
●	●								M2			
●									M3			
●	●								M4			
●									M6			
●									M7			
●	●								M8			
●	●								M9			
●	●								Q1			

\* The SA-117 can be used for gauge sizes of 8 mm to 12 mm.

#### APW-896

Model type	Code
For slanted pockets with flaps	896

Specifications	Code
Standard	S

Stacker	Code
Not provided	Z
SP-46 (clamp bar stacker)	Q
SP-47 (roller stacker)	R
SP-46+SP-47	S

Power supply	Code
Single-phase 200~240V	K
3-phase 200~240V	D
3-phase 380V (provided with SA-128)	W

APW896

Needle gauge-Welting patch ruler size						Code
Specification	Needle gauge	Double-welt ruler (installed on the main body)		Single-welt ruler (accessory supplied with the machine)		
		L-size	R-size	L-size	R-size	
Standard	8mm	3.3mm	3.3mm	7.3mm	7.3mm	
	10mm	4.3mm	4.3mm	9.3mm	9.3mm	10
	12mm	5.3mm	5.3mm	11.3mm	11.3mm	12
	14mm	6.3mm	6.3mm	13.3mm	13.3mm	14
	16mm	7.3mm	7.3mm	15.3mm	15.3mm	16
	18mm	8.3mm	8.3mm	17.3mm	17.3mm	18
	20mm	9.3mm	9.3mm	19.3mm	19.3mm	20

Options (When you have chosen specification type "S"(standard) )									Code
SA-117* Dart stretcher	SA-118S Shim device	SA-119 Suction device	SA-119E Suction device	SA-120 Automatic interlining feeder	SA-121 Pattern-matching marking device	SA-131 Additional marker	SA-134 Right angle detecting sensor	SA-136 Interfacing presser device	
—	—	—	—	—	—	—	—	—	ZZ
●									L0
●									L1
●									L2
●									L3
●									L4
●	●								L5
●	●								L6
●		●							L7
●		●							L8
●		●							L9
●	●								M2
●									M3
●									M4
●	●								M6
●									M7
●									M8
●	●								M9
●		●							P1
●	●								P2
●									P3
●									P4
●	●								P5
●									P7
●	●								P8
●	●								P9
●									Q3
●									Q4
●									Q5

● To order, please contact your nearest JUKI distributor.

\* The SA-117 can be used for gauge sizes of 8 mm to 12 mm.

## SPECIFICATIONS

Model name	APW-895	APW-896
Flap type	Rectangular flap	Rectangular / Slanted flap
Sewing speed	Max. 3,000 sti/min (1,000~3,000 sti/min)*	
Kind of welts	Parallel double welt, parallel single welt (with/without flaps)	Parallel double welts, parallel single welts, slanted double welts, slanted single welts, trapezoidal sewing (with/without flaps)
Stitch length	Standard 2.5mm (2.0~3.4mm)	
Stitch length (fastening stitching)	Condensation stitching: Standard 1.0mm (0.5~1.5mm) Back-tack stitching: Standard 2.0mm (0.5~3.0mm) *Changeable between condensation / back tack stitching	
Corner-knife cutting adjusting method	Mechanical adjustment	Electronic adjustment
Needle	ORGAN DP x 17 Standard #16 (#14~#18), SCHMETZ 190R Standard #100 (#100~#110)	
Thread	SPUN #60 (recommend)	
Hook	Vertical-axis 1.7-fold capacity hook	
Number of independent sewing patterns	99 patterns (999 patterns when a CF memory card is used)	
Number of cycle sewing patterns	20 patterns	
Number of alternate sewing patterns	20 patterns	
Machine head	2-needle, lockstitch machine (LH-895)	2-needle, lockstitch machine with organized split needle bar (LH-896)
Cloth feeding system	Driven by a stepping motor	
Power requirement	Single-phasae 200~240V, 3-phase 200~380V 50Hz / 60Hz	
Power consumption	350VA	
Compressed air / Air consumption	0.5MPa, 40dm <sup>3</sup> /min (ANR)	
Weight	238.5kg	259.0kg
Dimensions	1,095mm(W)×1,500mm(D)×1,200mm(H) (Width 1580mm = Stacker included) (Height 1800mm = Thread stand included)	

Model name	With / Without (corner knife and center knife)	Sewing length (welt length)	Needle gauge (mm)
APW-895S	Without	Min. 18mm~Max. 220mm (settable in increments of 0.1mm)	8, 10, 12, 14, 16, 18, 20
	With	Min. 35mm When a solenoid valve is used: Min. 21mm *For a needle gauge width of 14mm or more, the minimum sewing length is 50mm.	
APW-895L	Without	Min. 18mm~Max. 300mm (settable in increments of 0.1mm)	22, 24, 26, 28, 30, 32
	With	Min. 50mm~Max. 250mm (settable in increments of 0.1mm)	
APW-896	Without	Min. 18mm~Max. 220mm (settable in increments of 0.1mm)	8, 10, 12, 14, 16, 18, 20
	With	Needle gauge 12mm or less: Min. 21mm~Max. 220mm Needle gauge 14mm or more: Min. 50mm~Max. 220mm	

\*"sti/min" stands for "Stitches per Minute."

★CompactFlash™ or CFA specification compatible media.

★CompactFlash™ is a registered trademark of SanDisk Corporation, U.S.A.

★Other company names and product names/brand names are trademarks or registered trademarks of the respective companies.



#### JUKI CORPORATION HEAD OFFICE

An environmental management system to promote and conduct the following:  
 (1) Eco-friendly development of products and technologies  
 (2) Green procurement and green purchasing  
 (3) Energy conservation (reduction in carbon-dioxide emissions)  
 (4) Resource saving (reduction of papers purchased, etc.)  
 (5) Reduction and recycling of waste  
 in the activities of research, development, design, sales, distribution, and maintenance services of industrial sewing machines and industrial robots, etc., including sales and maintenance services of data entry systems.

# JUKI®

**JUKI CORPORATION**  
SEWING MACHINERY BUSINESS UNIT

2-11-1, TSURUMAKI, TAMA-SHI,  
TOKYO 206-8551, JAPAN  
PHONE : (81) 42-357-2254  
FAX : (81) 42-357-2274  
<http://www.juki.com>

\* Specifications and appearance are subject to change without prior notice for improvement.  
 \* Read the instruction manual before putting the machine into service to ensure safety.  
 \* This catalogue prints with environment-friendly soyink on recycle paper.